

BD_SW_3BC_33 BMW 1000RR – K46 / K67, 3 button right side Mode, Stop/Run, Start Handlebar race switch for direct brake pump mounting.

This 3 way switch is designed to replace the standard right side switch block on the BMW 1000 RR but excludes the heated grip controls found on the later K67 model.

The aluminium assembly has been ergonomically designed for easy use and encompasses 3 switches as described below with direct mounting onto the brake pump to save handlebar space.

Use the two slotted M5 bolts to adjust left / right to best suit the rider.

See page 2 to choose from a variety of different base clamps to suit different brake manufacturers. If you are not sure, we can help you choose.

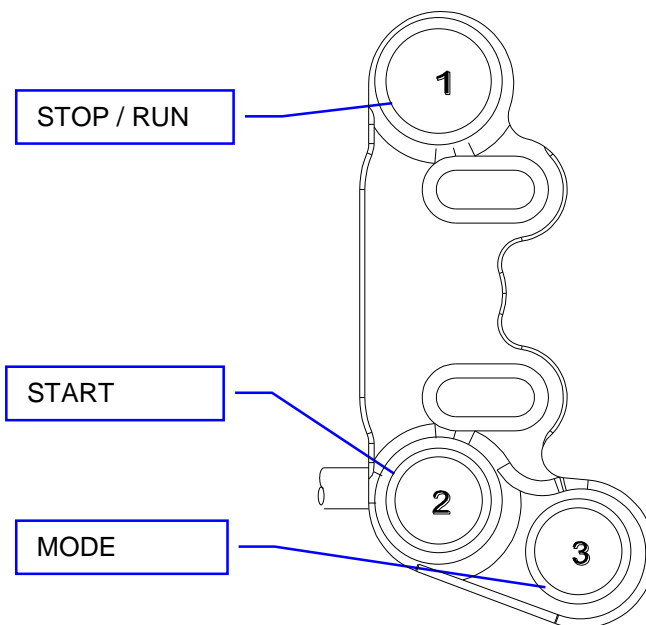


100% Plug and play wiring connection. No modification of the bike wiring is necessary.

Note: Heated grip switch is not included.

Function:

| | | |
|---|-------|---------------|
| 1 | Red | Kill stop/Run |
| 2 | Green | Starter |
| 3 | Black | Mode |



Electrical / Mechanical Characteristics

Wire..... Raychem Type 55 / 24
 Switch sealing..... IP67
 Housing..... Aluminium

Coating..... Black anodise
 Dia (handlebar)22mm (7/8")
 Wire length180mm in-line

Ordering Information

| Part No. | Connector | Description |
|--------------|-------------|---|
| BD-SW-3BC-33 | Plug n Play | 3 way handlebar switch to suit BMW 1000RR - Complete right kit + clamp of your choice, see page 2 |

Mounting

These 'Type C' switches mount directly onto our own brake pump clamp(s) and are adjustable left / right to suit the rider

Several clamps are available to suit most popular brakes

BR-A – 32mm in-line bolts, unless otherwise specified, we will supply this clamp to suit the standard bike)

BR-B – 30mm offset bolts to suit Brembo XR brake pump

BR-N – 32mm in-line bolts with left shift, for Nissin / Brembo RC RCS brake pump

BR-F – 30mm in-line bolts to suit Accosato / Hel brake pump

BR-J – 32mm offset bolts to suit Beringer brake pump

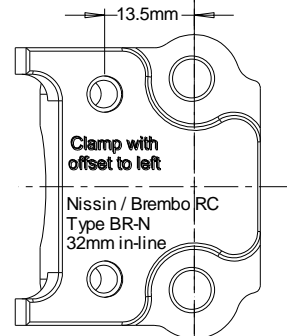
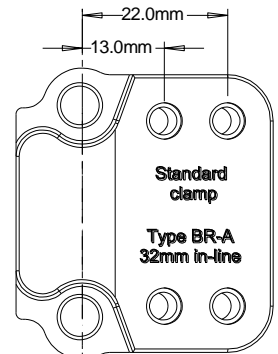
Specify your clamp at the time of ordering. Clamps are sold separately so there is no need to replace the switch if you change your brake pump.

IMPORTANT

Tighten the UPPER bolt first to achieve metal to metal contact, then use the lower bolt to clamp onto the handlebar – Except BR-F and BR-J which have equal gap for upper and lower



1.0mm of gap – Used for tightening the clamp.
 21.5 > 22.2mm dia bar



➔ **RIGHT**

